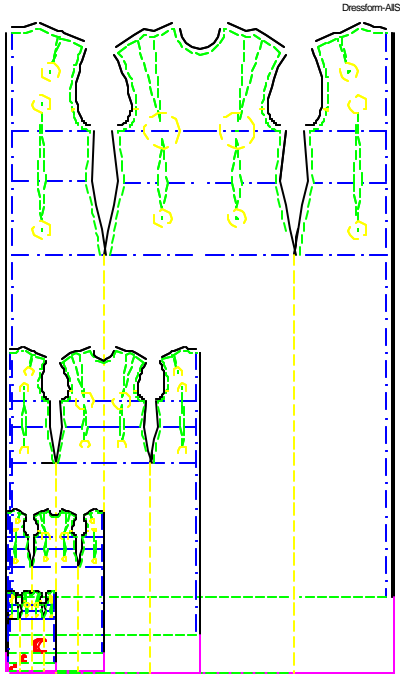
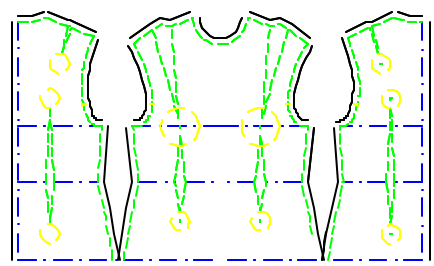
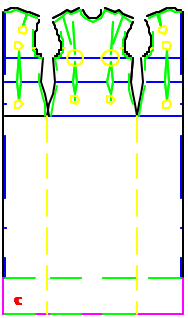
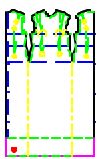



08 Personal Dressforms

Scales and Uses

Dressforms can be made in a variety of scales suitable for a variety of purposes.

 <p style="font-size: small; text-align: right;">Dressform-AllScales.SKF</p>	<p>Full Scale disposable dressforms are best limited to torso length only. A full-scale sloper is impractical from being almost impossible to reinforce effectively. To use it for a significant time or lasting purpose, you may wish to finish a full-scale bodice or torso sloper with paper maché.</p> 
 <p>Half scale is suitable for special display purposes.</p> <p>The original “trunk shows” were put on by designer representatives from Europe bringing half scale complete garments to show to society women in the “new world” enabling them to stay fashionable and to influence fashion here.</p>	 <p>Quarter scale shown at left appears on base height of 25 cm (10”) which is, in ¼ scale, 6.25 cm (2 ½”).</p> <p>Effective teaching and learning is traditionally conducted in quarter- scale. Quarter-scale dressforms are the ideal way to test quarter-scale patterns, styling experiments and problem solving. If reinforced or finished with paper-mache’, dressforms could be used for draping</p>
 <p>Eighth scale is great for miniature displays. It is very useful for documenting notes regarding the dressform, its creation and use.</p>	

Paper-scale, CADTERNS quick & easy default, fills a full page with all pieces of a single sloper.